



# Push Button Installation and Mounting Instructions

## Instructions de montage et d'installation du bouton-poussoir

### Drucktaster, einbau- und montageanleitung

### Instrucciones de instalacion y montaje de los pulsadores

### Instuções de instalação e montagem do botão de pressão

(Cat 800H-\_\_\_, 800T-\_\_\_)



**ATTENTION:** To prevent electrical shock, disconnect from power source before installing or servicing.



**Electrical Clearance to Metal Enclosure**  
**Decagement électrique de l'accès au coffret de metal**  
**Mindestabstand elektr. Klemmen/metallgehäuse**  
**Huelco mínimo entre las bornas y la caja metálica**  
**Distância livre des ligações eléctricas à caixa metálica**

Metallisch  
 Metallique  
 Metal  
 Metalico

1/2" (12.7)

Minimum Mínimo 1/2" (12.7)

11/64" (4.4)

43/64" (17.1)

A

1/4" ø (ø 6.4)

Optional  
 En option  
 Option  
 Opcional

9/16" (14.3)

B

1-13/64" ø (ø 30.6)

	A	B
	2-1/4" (57.2)	1-27/32" (46.8)
	2-1/4" (57.2)	1-27/32" (46.8)
	2-1/4" (57.2)	2-1/2" (63.5)
	2-1/2" (63.5)	2-1/2" (63.5)

#8-32 UNC

1/4" (6)

When Required  
 Le cas échéant  
 Nach Bedarf  
 Si fuera necesario  
 Quando necessário

800T-X05  
 800T-X06

800T-XA  
 800T-XD1P  
 800T-XD2P

800T-XA2  
 800T-XAP  
 800T-XD1P  
 800T-XD2P

25 - 30 lb-in (2.8 - 3.4 N-m)

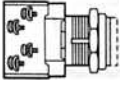
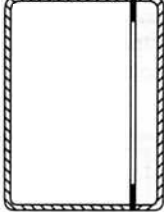
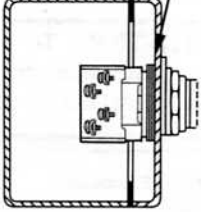
800T-N245

800T-N3

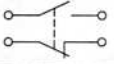


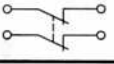
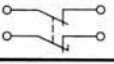




Apply wet soap to boot lip before installing  
 Appliquer du savon emulsionné au capuchon avant l'installation  
 Vor der Installation nasse selbe auf dichtungslippe auftragen  
 Unte la guarnición con jabon humedo antes de instalabla  
 Coloque uma solução de sabão na vedação antes da instalação

Panel thickness Epaisseur du panneau Stärke derTafel Grosor del panel Espessura do painel	Number of gaskets Nombre de joints d'étanchéité Anzahl der Dichtungen Número de juntas Número de juntas vedantes	
	800T Series T	800H
inch (mm) <b>t</b>		
16 Gage - 1/16" (1.6)	3	5
12 Gage - 7/64" (2.8) 10 Gage - 9/64" (3.6)	2	4
3/16" (4.8)	1	3
1/4" (6.4)	(Counterbore) 1 > 3/16" (4.8)	2
> 1/4" (6.4)	—	—

Flat, Smooth Surface  
Surface plate et lisse  
Flache, ebene oberfläche  
Superficie lisa y plana  
Superficie plana e lisa

Device Rating Puissance nominale du dispositif Bemessung der vorrichtung Régimen del dispositivo Gradação do instrumento	Enclosure Rating Valeur nominale du coffret Gehäuseschutzgrad Regimen de la caja Capacidade do compartimento	Station Rating Valeur nominale de la station Stationsleistung Regimen de estacion Capacidade de estação			
 <b>800T</b> UL Listed: NEMA 4, 13 IP66	 <b>NEMA 1</b> <b>NEMA 4</b> <b>NEMA 4, 4X</b> <b>NEMA 13</b> <b>NEMA 4, 13</b> <b>IP66</b> <b>NEMA 4, IP66</b> <b>NEMA 13, IP66</b>	 <b>NEMA 1</b> <b>NEMA 4</b> <b>NEMA 4, 4X</b> <b>NEMA 13</b> <b>NEMA 4, 13</b> <b>IP66</b> <b>NEMA 4, IP66</b> <b>NEMA 13, IP66</b>			
			<b>800H</b> UL Listed: NEMA 4, 4X, 13 IP66	<b>NEMA 1</b> <b>NEMA 4</b> <b>NEMA 4, 4X</b> <b>NEMA 13</b> <b>NEMA 4, 13</b> <b>IP66</b> <b>NEMA 4X, IP66</b> <b>NEMA 13, IP66</b>	<b>NEMA 1</b> <b>NEMA 4</b> <b>NEMA 4, 4X</b> <b>NEMA 13</b> <b>NEMA 4, 13</b> <b>IP66</b> <b>NEMA 4X, IP66</b> <b>NEMA 13, IP66</b>

**Additional Contact Blocks**  
**Blocs de contacts supplémentaires**  
**Zusätzliche Kontaktblöcke**  
**Bloques de contactos complementarios**  
**Blocos adicionais de contacto**

	Symbol Gabarit de perçage Bohrbild Plantilla de taladrar Gabarito de perfuração	Standard Block Bloc standard Standardliefe Profundidade normal Bloco padrão	Mini Block Bloc mini Flachtyp Poca profundidade Mini bloco	Sealed Switch Block Bloc a lames scelle Versiegelter kontakt Contacto precintado Bloco hermético do comutador	Logic Reed Block Bloc a lames scelles type logique Reedtyp Lamina logica Comutador lógico de palheta
1 N.O. - 1 N.C.		800T-XA	—	800T-XAP	800T-XAR
1 N.O. - 1 N.C.L.B.		800T-XA1	—	—	—
2 N.O.		800T-XA2	—	—	800T-XA2R
2 N.C.		800T-XA4	—	—	800T-XA4R
1 N.C. - 1 N.C.L.B.		800T-XA7	—	—	—
1 N.O.		800T-XD1	800T-XD5	800T-XD1P	800T-XD1R
1 N.C.		800T-XD2	800T-XD6	800T-XD2P	800T-XD2R
1 N.O.E.M.		800T-XD3	—	—	—
1 N.C.L.B.		800T-XD4	—	—	—
		Series C or later Serie C ou serie ulterieure Serie C oder danach Serie C o posterior Serie C ou posterior	Series B or later Serie B ou serie ulterieure Serie B oder danach Serie B o posterior Serie B ou posterior	Series A or later Serie A ou serie ulterieure Serie A oder danach Serie A o posterior Serie A ou posterior	Series A or later Serie A ou serie ulterieure Serie A oder danach Serie A o posterior Serie A ou posterior

**CSA C22.2 No. 0.4**



**Bulletin 800T Ser. T**

Bonding Kit  
Kit de connexion  
Bausatz für feste verbindungen  
Juego de unión  
Conjunto para ligar

**Cat. No. 800T-N300**